

Signify Classified - Internal
Cooper Lighting Solutions Photometric Lab
1121 Highway 74 South
Peachtree City, GA 30269



Scaled data based on original data using
LM-79-08 Approved Method: Electrical and Photometric Measurements of Solid-
State Lighting Products

Test Report Prepared for
Cooper Lighting Solutions
(formerly Eaton)

Brand: McGRAW-EDISON

Report Number: P437766

Luminaire Tested: **ISC-SA1E-830-U-SL4**

Issue Date: 12/9/2020

Test Information

Test Method: LM-79-08
Report Number: P437766
TEST IS SCALED FROM IESNA LM-79-08 TEST DATA (G3-2011-074-18)
Test Lab: INNOVATION CENTER
Issue Date: 12/9/2020
Manufacturer: COOPER LIGHTING SOLUTIONS (FORMERLY EATON)
Product Line: McGRAW-EDISON
Catalog Number: ISC-SA1E-830-U-SL4
Description: IMPACT ELITE LED CYLINDER LUMINAIRE
(1) 80 CRI, 3000K, 1050mA LIGHTSQUARE WITH 16 LEDS AND TYPE IV SPILL
LIGHT ELIMINATOR OPTICS
Light Source: -
Ballast/Driver: ELECTRONIC DRIVER

Summary

Lumens per Lamp: N/A
Luminaire Lumens: 5496 lumens
Efficiency: N/A
Efficacy: 94.4 lumens/watt
Luminous Opening: Rectangular (W 0.5' x L: 0.5' x H: 0')
IES Classification: Type IV - Short
BUG Rating: B1 - U0 - G2

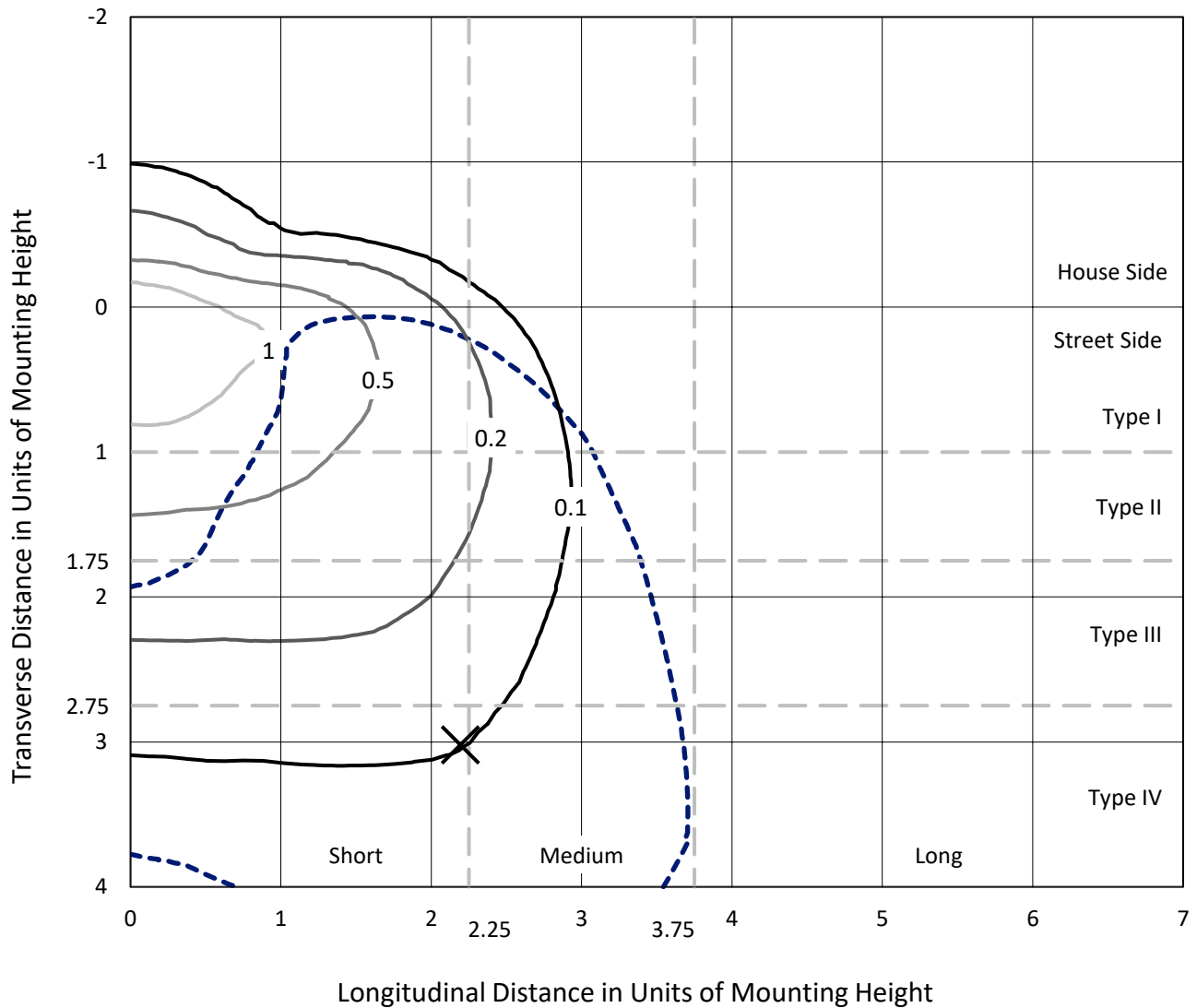
Input Watts (W): 58.2
Input Voltage (V): NR
Input Current (Ain): NR
Voltage Rise (V): NR
Power Factor: NR
Total Harmonic Distortion (THDi): NR
Frequency (hertz): 60
Stabilization Time: NR
Operation Time: NR
Ambient Temperature (°C): NR
Test Distance: 28.75 FT



REPORT NUMBER: P437766
 CATALOG NUMBER: ISC-SA1E-830-U-SL4

Iso-Footcandle Lines of Horizontal Illumination

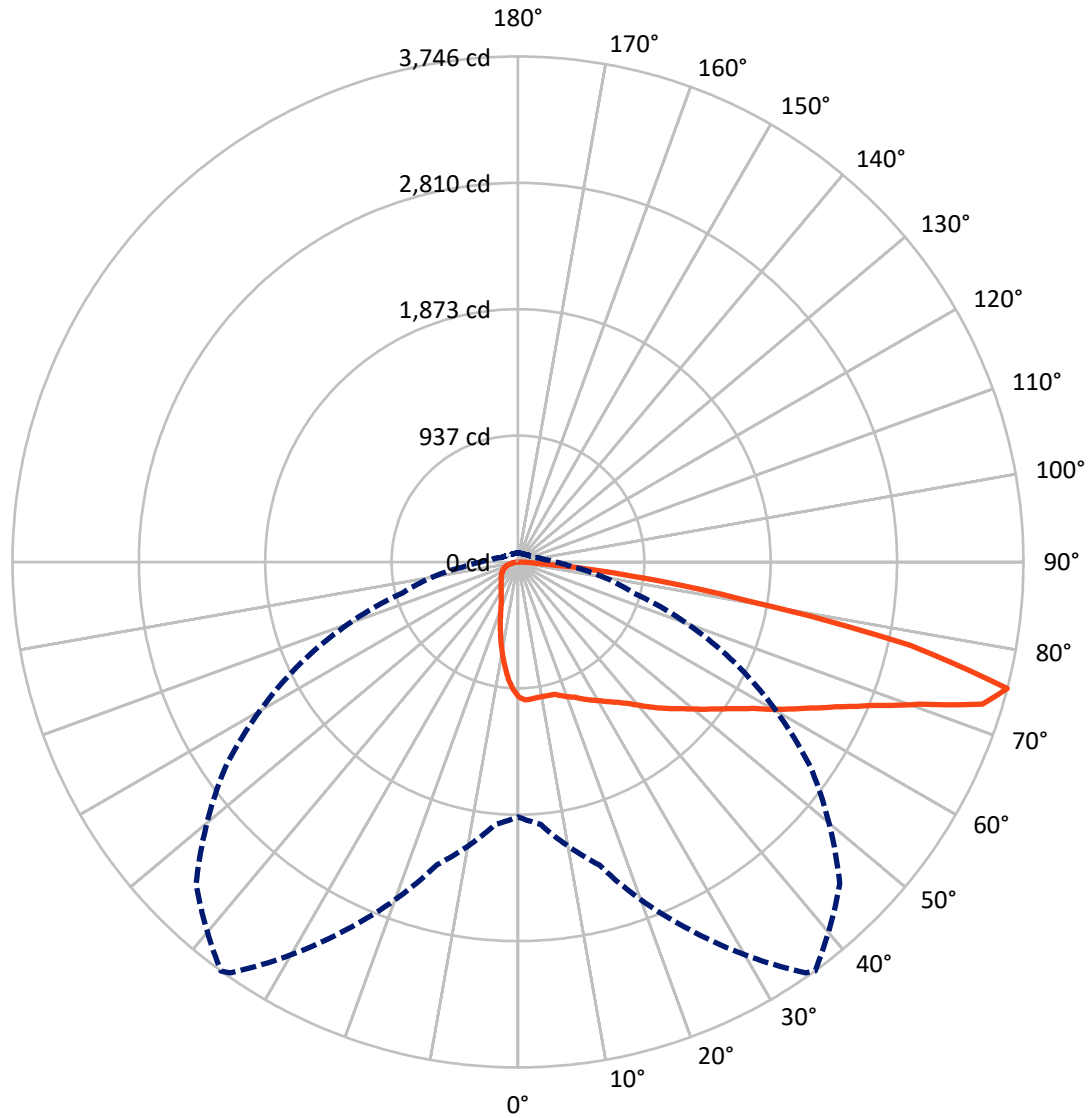
× Max cd
 - - - 1/2 Max cd



Based on 25 foot mounting height. Maximum calculated value = 1.6 fc
 Type IV - Short - N/A

REPORT NUMBER: P437766
CATALOG NUMBER: ISC-SA1E-830-U-SL4

Luminous Intensity Polar Plot



— Vertical Plane Through 36-Deg Lateral - - - Horizontal Cone Through 75-Deg Vertical

REPORT NUMBER: P437766
 CATALOG NUMBER: ISC-SA1E-830-U-SL4

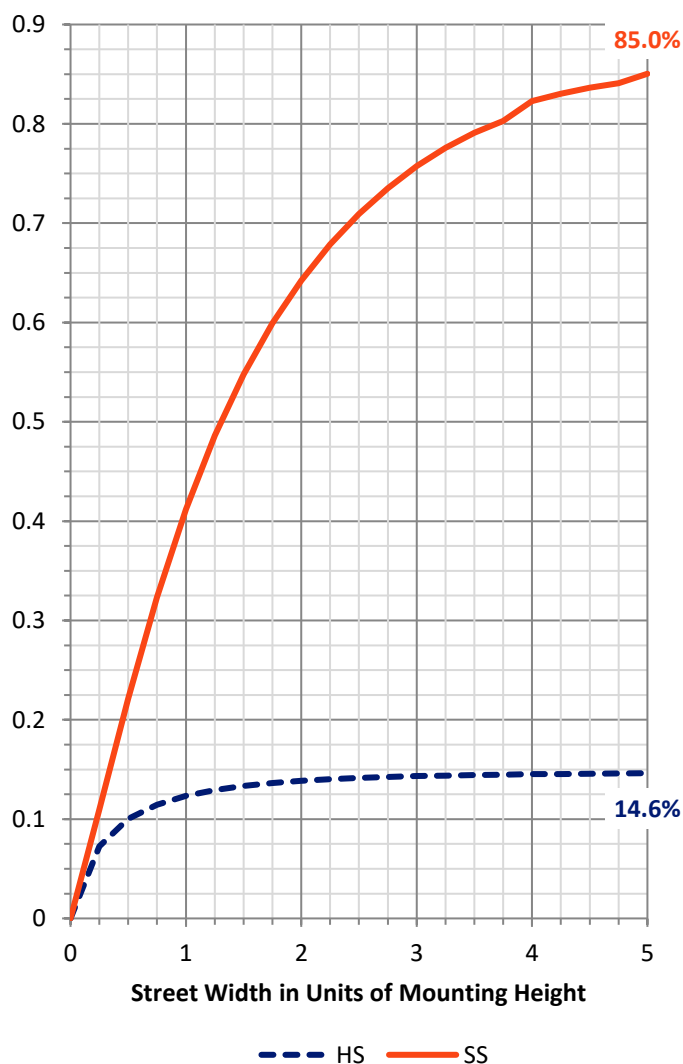
FLUX DISTRIBUTION:

		Downward	Upward	Total
House Side	Lumens	811.1	0.0	811.1
	% Fixture	14.8	0.0	14.8
Street Side	Lumens	4684.9	0.0	4684.9
	% Fixture	85.2	0.0	85.2
Total	Lumens	5496.0	0.0	5496.0
	% Fixture	100.0	0.0	100.0

ZONAL LUMENS:

Zone	Lumens	% Fixture
0°-10°	88.4	1.6
10°-20°	228.7	4.2
20°-30°	353.7	6.4
30°-40°	512.2	9.3
40°-50°	740.8	13.5
50°-60°	1027.5	18.7
60°-70°	1297.5	23.6
70°-80°	1114.5	20.3
80°-90°	132.8	2.4
90°-100°	0.0	0.0
100°-110°	0.0	0.0
110°-120°	0.0	0.0
120°-130°	0.0	0.0
130°-140°	0.0	0.0
140°-150°	0.0	0.0
150°-160°	0.0	0.0
160°-170°	0.0	0.0
170°-180°	0.0	0.0
0°-90°	5496.0	100.0
0°-180°	5496.0	100.0

Coefficient of Utilization



REPORT NUMBER: P437766

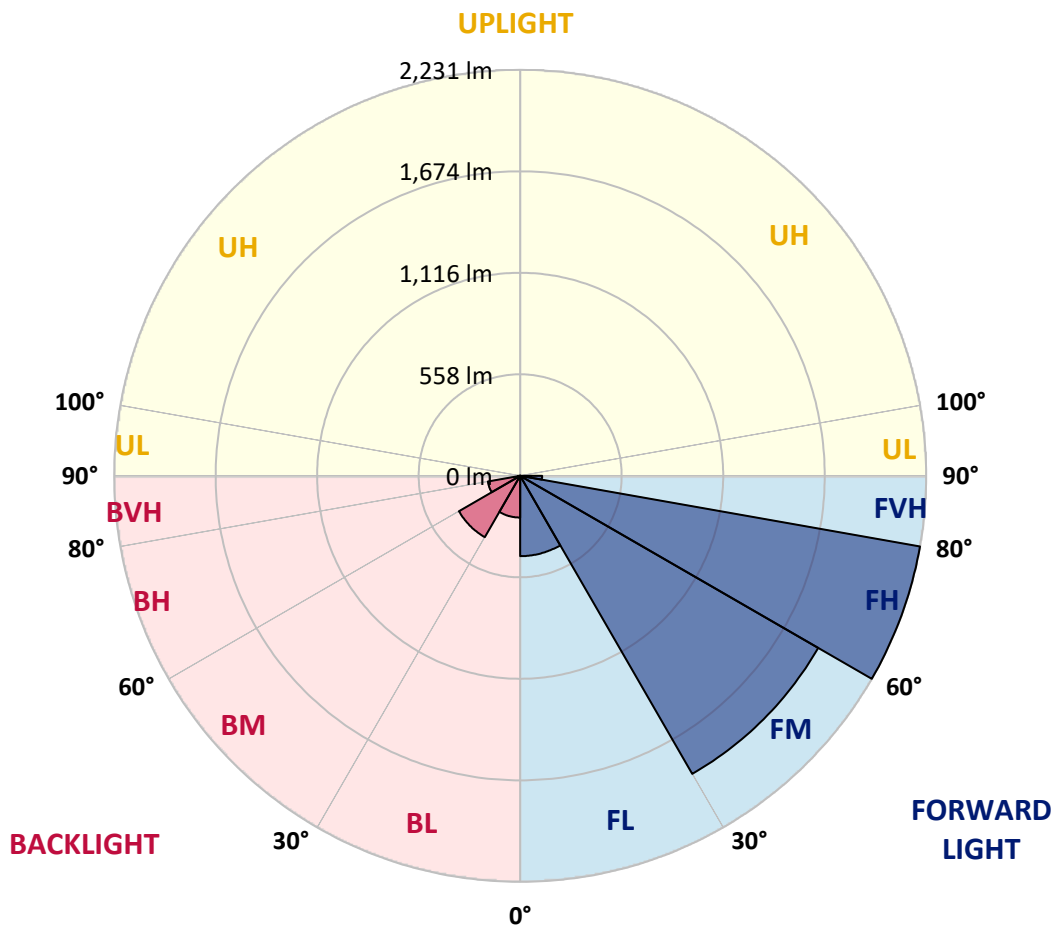
CATALOG NUMBER: ISC-SA1E-830-U-SL4

LUMINAIRE CLASSIFICATION SYSTEM LUMEN TABLE AND BUG RATING:

Zone	Lumens	% Fixture	Zone Rating/Lumen Limit		
			B	U	G
FL (0°-30°)	441.4	8.0			
FM (30°-60°)	1891.7	34.4			
FH (60°-80°)	2231.4	40.6			G2/5000
FVH (80°-90°)	120.5	2.2			G2/225
BL (0°-30°)	229.4	4.2	B1/500		
BM (30°-60°)	388.9	7.1	B1/1000		
BH (60°-80°)	180.6	3.3	B1/500		G1/500
BVH (80°-90°)	12.3	0.2			G1/100
UL (90°-100°)	0.0	0.0		U0/0	
UH (100°-180°)	0.0	0.0		U0/0	

BUG Rating: B1-U0-G2

Type IV Short





REPORT NUMBER: P437766

CATALOG NUMBER: ISC-SA1E-830-U-SL4

CANDELA DISTRIBUTION (FULL):

	0°	5°	15°	25°	35°	36°	45°	55°	65°	75°	85°
0°	1002.7	1002.7	1002.7	1002.7	1002.7	1002.7	1002.7	1002.7	1002.7	1002.7	1002.7
2.5°	1031.4	1031.4	1031.4	1029.4	1025.3	1023.2	1019.1	1015.0	1013.0	1004.8	1002.7
5°	1031.4	1033.5	1031.4	1029.4	1025.3	1021.2	1017.1	1008.9	1002.7	992.5	982.2
7.5°	1021.2	1023.2	1023.2	1021.2	1017.1	1015.0	1010.9	1000.7	992.5	978.1	961.7
10°	1004.8	1008.9	1008.9	1010.9	1013.0	1013.0	1008.9	1000.7	988.4	972.0	945.3
12.5°	984.3	994.5	1000.7	1006.8	1015.0	1015.0	1017.1	1004.8	994.5	972.0	945.3
15°	978.1	984.3	996.6	1015.0	1023.2	1017.1	1025.3	1019.1	1006.8	984.3	951.5
17.5°	976.1	982.2	1002.7	1025.3	1037.6	1041.7	1041.7	1033.5	1019.1	996.6	955.6
20°	984.3	992.5	1019.1	1047.8	1066.3	1066.3	1064.2	1054.0	1035.5	1008.9	963.8
22.5°	1010.9	1013.0	1043.7	1078.6	1092.9	1088.8	1092.9	1074.5	1054.0	1027.3	974.0
25°	1045.8	1049.9	1074.5	1115.5	1123.7	1125.8	1119.6	1099.1	1076.5	1049.9	986.3
27.5°	1092.9	1099.1	1117.5	1156.5	1162.7	1158.6	1150.4	1125.8	1103.2	1078.6	1010.9
30°	1148.3	1152.4	1175.0	1191.4	1197.5	1193.4	1187.3	1160.6	1142.2	1119.6	1047.8
32.5°	1201.6	1203.7	1228.3	1244.7	1234.4	1234.4	1226.2	1199.6	1185.2	1181.1	1095.0
35°	1257.0	1261.1	1283.6	1291.8	1275.4	1277.5	1275.4	1252.9	1257.0	1265.2	1166.8
37.5°	1308.2	1314.4	1341.1	1343.1	1337.0	1330.8	1337.0	1324.7	1332.9	1365.7	1250.8
40°	1353.4	1361.6	1394.4	1400.5	1398.5	1398.5	1402.6	1400.5	1431.3	1484.6	1353.4
42.5°	1390.3	1400.5	1439.5	1455.9	1468.2	1474.3	1488.7	1492.8	1537.9	1624.0	1472.3
45°	1427.2	1437.4	1490.7	1517.4	1546.1	1548.2	1576.9	1591.2	1675.3	1753.2	1601.5
47.5°	1470.2	1482.5	1531.8	1585.1	1617.9	1624.0	1677.3	1706.1	1808.6	1909.1	1722.5
50°	1529.7	1533.8	1572.8	1663.0	1704.0	1714.3	1773.7	1833.2	1946.0	2046.4	1829.1
52.5°	1603.5	1599.4	1617.9	1732.7	1796.3	1810.6	1907.0	1966.5	2101.8	2194.1	1913.2
55°	1665.0	1660.9	1687.6	1812.7	1913.2	1917.3	2032.1	2089.5	2245.3	2302.8	1984.9
57.5°	1736.8	1728.6	1755.3	1909.1	2046.4	2048.5	2181.8	2247.4	2374.5	2399.1	2032.1
60°	1796.3	1796.3	1831.1	2003.4	2194.1	2216.6	2337.6	2388.9	2499.6	2468.9	2054.6
62.5°	1851.6	1861.9	1911.1	2128.5	2368.4	2386.8	2509.9	2530.4	2628.8	2522.2	2030.0
65°	1917.3	1933.7	2028.0	2278.2	2575.5	2587.8	2690.3	2719.0	2758.0	2520.1	1923.4
67.5°	1987.0	2013.6	2138.7	2446.3	2803.1	2835.9	2946.6	2917.9	2844.1	2440.2	1699.9
70°	2081.3	2114.1	2292.5	2669.8	3114.8	3155.8	3301.4	3125.0	2799.0	2155.1	1378.0
72.5°	2153.1	2196.1	2440.2	2958.9	3537.2	3600.8	3565.9	3129.1	2509.9	1718.4	922.7
75°	1888.6	1954.2	2323.3	3006.1	3717.6	3746.3	3373.1	2645.2	1777.8	887.9	397.8
77.5°	1380.0	1375.9	1697.9	2335.6	3047.1	2971.2	2559.1	1720.4	844.8	321.9	201.0
80°	693.1	666.4	918.6	1244.7	1644.5	1695.8	1513.3	894.0	334.2	172.2	121.0
82.5°	256.3	262.5	336.3	508.5	826.4	838.7	611.1	379.4	182.5	90.2	63.6
85°	98.4	102.5	110.7	110.7	153.8	170.2	157.9	151.7	61.5	30.8	34.9
87.5°	0.0	0.0	0.0	0.0	2.1	2.1	2.1	2.1	2.1	2.1	2.1
90°	0.0	0.0	0.0	0.0	0.0	0.0	0.0	0.0	0.0	0.0	0.0



REPORT NUMBER: P437766
 CATALOG NUMBER: ISC-SA1E-830-U-SL4

CANDELA DISTRIBUTION (continued):

	90°	95°	105°	115°	125°	135°	145°	155°	165°	175°	180°
0°	1002.7	1002.7	1002.7	1002.7	1002.7	1002.7	1002.7	1002.7	1002.7	1002.7	1002.7
2.5°	996.6	992.5	984.3	969.9	961.7	955.6	947.4	939.2	937.1	935.0	945.3
5°	972.0	965.8	945.3	926.8	906.3	889.9	873.5	859.2	851.0	848.9	853.0
7.5°	947.4	939.2	908.4	871.5	836.6	807.9	779.2	764.9	742.3	742.3	744.3
10°	933.0	918.6	875.6	820.2	775.1	723.8	689.0	654.1	639.8	629.5	625.4
12.5°	924.8	902.2	844.8	783.3	713.6	645.9	598.8	555.7	533.1	516.7	516.7
15°	926.8	902.2	824.3	744.3	654.1	572.1	512.6	465.5	436.8	420.4	416.3
17.5°	924.8	894.0	799.7	695.1	594.7	508.5	436.8	387.6	358.8	348.6	346.5
20°	928.9	887.9	771.0	650.0	537.2	445.0	371.1	326.0	309.6	301.4	299.4
22.5°	930.9	875.6	742.3	600.8	475.7	385.5	324.0	293.2	280.9	274.8	272.7
25°	935.0	873.5	709.5	555.7	424.5	340.4	293.2	266.6	260.4	256.3	256.3
27.5°	951.5	873.5	680.8	498.3	371.1	303.5	266.6	250.2	246.1	244.0	244.0
30°	972.0	877.6	654.1	451.1	330.1	274.8	248.1	235.8	233.8	231.7	231.7
32.5°	1006.8	892.0	623.4	406.0	295.3	254.3	233.8	223.5	219.4	219.4	219.4
35°	1054.0	916.6	592.6	365.0	266.6	233.8	219.4	209.2	207.1	209.2	209.2
37.5°	1121.6	945.3	566.0	328.1	244.0	217.4	205.1	198.9	196.9	196.9	198.9
40°	1205.7	996.6	539.3	299.4	227.6	203.0	194.8	188.7	186.6	188.7	188.7
42.5°	1298.0	1051.9	516.7	270.7	211.2	192.8	182.5	178.4	176.3	178.4	180.4
45°	1400.5	1109.3	498.3	250.2	198.9	182.5	174.3	172.2	170.2	170.2	172.2
47.5°	1486.6	1170.9	483.9	235.8	188.7	174.3	168.1	164.0	162.0	159.9	162.0
50°	1566.6	1218.0	479.8	227.6	182.5	166.1	159.9	155.8	153.8	151.7	153.8
52.5°	1626.1	1242.6	479.8	221.5	176.3	159.9	153.8	149.7	147.6	143.5	145.6
55°	1667.1	1254.9	473.7	217.4	170.2	153.8	145.6	143.5	141.5	137.4	137.4
57.5°	1691.7	1252.9	451.1	215.3	168.1	145.6	139.4	137.4	135.3	131.2	131.2
60°	1687.6	1213.9	410.1	207.1	164.0	139.4	131.2	131.2	131.2	127.1	127.1
62.5°	1628.1	1105.2	342.4	194.8	159.9	133.3	123.0	127.1	129.2	125.1	125.1
65°	1468.2	939.2	283.0	178.4	149.7	127.1	116.9	123.0	127.1	125.1	123.0
67.5°	1236.5	744.3	233.8	162.0	139.4	118.9	108.7	116.9	118.9	118.9	118.9
70°	955.6	535.2	192.8	141.5	125.1	106.6	98.4	102.5	104.6	104.6	106.6
72.5°	566.0	319.9	157.9	121.0	106.6	92.3	86.1	88.2	86.1	86.1	86.1
75°	278.9	198.9	127.1	102.5	90.2	77.9	71.8	67.7	67.7	67.7	65.6
77.5°	170.2	147.6	104.6	82.0	71.8	59.5	55.4	51.3	51.3	51.3	51.3
80°	121.0	114.8	80.0	61.5	49.2	43.1	41.0	39.0	39.0	36.9	36.9
82.5°	75.9	86.1	59.5	41.0	32.8	30.8	28.7	26.7	24.6	22.6	22.6
85°	43.1	55.4	34.9	22.6	18.5	14.4	12.3	12.3	10.3	10.3	8.2
87.5°	2.1	4.1	4.1	4.1	4.1	2.1	2.1	2.1	0.0	0.0	0.0
90°	0.0	0.0	0.0	0.0	0.0	0.0	0.0	0.0	0.0	0.0	0.0

Cooper Lighting Solutions Photometric Lab
1121 Highway 74 South
Peachtree City, GA 30269



LM-79-2019: Approved Method: Electrical and Photometric Measurements of Solid-State Lighting Products

Report Prepared for

Cooper Lighting Solutions

MCGRAW EDISON

Report Number: SP1-2408-195-9

Test Date: 08/07/2024

Luminaire Tested: GALN-SB1A-830-U-5WQ

Data in this report applies to families of products including GALN-SB1A-830-U-5WQ.

Test Information

Test Method: LM-79-2019
 Report Number: SP1-2408-195-9
 Test Lab: COOPER LIGHTING SOLUTIONS
 Photometer: SP1 - 76IN SPHERE
 Measurement Geometry: 4π
 Issue Date: 08/07/2024
 Manufacturer: COOPER LIGHTING SOLUTIONS
 Product Line: MCGRAW EDISON
 Catalog Number: **GALN-SB1A-830-U-5WQ**
 Description: GALLEON AREA AND ROADWAY LUMINAIRE. (1) 80 CRI, 3000K, 350MA HIGH DENSITY LIGHTSQUARE WITH 26 LEDS AND TYPE V WIDE OPTICS

Spectral Parameters

CCT (K): 3050
 CIE u': 0.2476
 CIE v': 0.5251
 Duv: 0.0034
 CIE x: 0.4383
 CIE y: 0.4131
 CIE z: 0.1487
 Peak Wavelength (nm): 603
 Dominant Wavelength (nm): 581
 Purity: 55.55201
 Rf: 81.5
 Rg: 99.2

CRI (Ra):	81.0		
R1:	79.6	R9:	7.1
R2:	85.6	R10:	67.0
R3:	92.0	R11:	82.7
R4:	82.6	R12:	63.2
R5:	78.9	R13:	80.3
R6:	81.7	R14:	95.0
R7:	85.2	R15:	71.7
R8:	62.0		



Test Conditions

Stabilization Time: 20M
 Operation Time: 1H 20M
 Sphere Temperature (°C): 24.2

REPORT NUMBER: SP1-2408-195-9

Measurement and Test Equipment			
Instrument	Identification Number	Calibration Date	Calibration Due Date
Photometer	IN0058	6/18/2024	12/18/2024
Power Meter	INXT2011004	2/8/2024	2/8/2025
AC Power Source	IN0063	10/24/2023	10/24/2024
DC Power Source	IN0208	10/24/2023	10/24/2024
Sphere Thermometer	IN0085	10/24/2023	10/24/2024
Room Thermometer	IN0046	10/24/2023	10/24/2024

REPORT NUMBER: SP1-2408-195-9

CIE 1931 Chromaticity Diagram



CIE 1931 Chromaticity Diagram with 2017 ANSI 7-Step and 4-Step Quadrangles



Point lies inside the ANSI 3000K 4-step quadrangle

REPORT NUMBER: SP1-2408-195-9

Photopic Flux vs. Wavelength



Photopic Lumens: NR

λ (nm)	Power W [^] /nm	Lumens (ϕ /nm)	λ (nm)	Power W [^] /nm	Lumens (ϕ /nm)	λ (nm)	Power W [^] /nm	Lumens (ϕ /nm)	λ (nm)	Power W [^] /nm	Lumens (ϕ /nm)	λ (nm)	Power W [^] /nm	Lumens (ϕ /nm)
360	0	NR	490	168	NR	620	940	NR	750	35	NR	880	1	NR
365	0	NR	495	233	NR	625	897	NR	755	30	NR	885	1	NR
370	0	NR	500	300	NR	630	847	NR	760	26	NR	890	1	NR
375	0	NR	505	372	NR	635	790	NR	765	22	NR	895	1	NR
380	0	NR	510	430	NR	640	730	NR	770	19	NR	900	1	NR
385	0	NR	515	483	NR	645	668	NR	775	16	NR	905	1	NR
390	0	NR	520	524	NR	650	605	NR	780	14	NR	910	0	NR
395	2	NR	525	555	NR	655	545	NR	785	12	NR	915	0	NR
400	4	NR	530	581	NR	660	485	NR	790	10	NR	920	0	NR
405	7	NR	535	604	NR	665	430	NR	795	9	NR	925	0	NR
410	17	NR	540	623	NR	670	378	NR	800	8	NR	930	0	NR
415	34	NR	545	645	NR	675	331	NR	805	7	NR	935	0	NR
420	68	NR	550	667	NR	680	290	NR	810	6	NR	940	0	NR
425	128	NR	555	693	NR	685	251	NR	815	5	NR	945	0	NR
430	214	NR	560	719	NR	690	218	NR	820	4	NR	950	0	NR
435	339	NR	565	754	NR	695	188	NR	825	4	NR	955	0	NR
440	507	NR	570	791	NR	700	162	NR	830	3	NR	960	0	NR
445	573	NR	575	830	NR	705	139	NR	835	3	NR	965	0	NR
450	356	NR	580	873	NR	710	119	NR	840	3	NR	970	0	NR
455	217	NR	585	913	NR	715	102	NR	845	2	NR	975	0	NR
460	168	NR	590	948	NR	720	88	NR	850	2	NR	980	0	NR
465	113	NR	595	974	NR	725	76	NR	855	2	NR	985	0	NR
470	85	NR	600	994	NR	730	65	NR	860	1	NR	990	0	NR
475	85	NR	605	998	NR	735	55	NR	865	1	NR	995	0	NR
480	94	NR	610	994	NR	740	47	NR	870	1	NR	1000	0	NR
485	120	NR	615	973	NR	745	41	NR	875	1	NR			

REPORT NUMBER: SP1-2408-195-9

Scotopic Flux vs. Wavelength



Scotopic Lumens: NR

S/P: 1.27

λ (nm)	Power W [^] /nm	Lumens (ϕ /nm)	λ (nm)	Power W [^] /nm	Lumens (ϕ /nm)	λ (nm)	Power W [^] /nm	Lumens (ϕ /nm)	λ (nm)	Power W [^] /nm	Lumens (ϕ /nm)	λ (nm)	Power W [^] /nm	Lumens (ϕ /nm)
360	0	NR	490	168	NR	620	940	NR	750	35	NR	880	1	NR
365	0	NR	495	233	NR	625	897	NR	755	30	NR	885	1	NR
370	0	NR	500	300	NR	630	847	NR	760	26	NR	890	1	NR
375	0	NR	505	372	NR	635	790	NR	765	22	NR	895	1	NR
380	0	NR	510	430	NR	640	730	NR	770	19	NR	900	1	NR
385	0	NR	515	483	NR	645	668	NR	775	16	NR	905	1	NR
390	0	NR	520	524	NR	650	605	NR	780	14	NR	910	0	NR
395	2	NR	525	555	NR	655	545	NR	785	12	NR	915	0	NR
400	4	NR	530	581	NR	660	485	NR	790	10	NR	920	0	NR
405	7	NR	535	604	NR	665	430	NR	795	9	NR	925	0	NR
410	17	NR	540	623	NR	670	378	NR	800	8	NR	930	0	NR
415	34	NR	545	645	NR	675	331	NR	805	7	NR	935	0	NR
420	68	NR	550	667	NR	680	290	NR	810	6	NR	940	0	NR
425	128	NR	555	693	NR	685	251	NR	815	5	NR	945	0	NR
430	214	NR	560	719	NR	690	218	NR	820	4	NR	950	0	NR
435	339	NR	565	754	NR	695	188	NR	825	4	NR	955	0	NR
440	507	NR	570	791	NR	700	162	NR	830	3	NR	960	0	NR
445	573	NR	575	830	NR	705	139	NR	835	3	NR	965	0	NR
450	356	NR	580	873	NR	710	119	NR	840	3	NR	970	0	NR
455	217	NR	585	913	NR	715	102	NR	845	2	NR	975	0	NR
460	168	NR	590	948	NR	720	88	NR	850	2	NR	980	0	NR
465	113	NR	595	974	NR	725	76	NR	855	2	NR	985	0	NR
470	85	NR	600	994	NR	730	65	NR	860	1	NR	990	0	NR
475	85	NR	605	998	NR	735	55	NR	865	1	NR	995	0	NR
480	94	NR	610	994	NR	740	47	NR	870	1	NR	1000	0	NR
485	120	NR	615	973	NR	745	41	NR	875	1	NR			

REPORT NUMBER: SP1-2408-195-9

Melanopic Flux vs. Wavelength



Melanopic Lumens: NR

M/P: 2.32

λ (nm)	Power W [^] /nm	Lumens (φ/nm)	λ (nm)	Power W [^] /nm	Lumens (φ/nm)	λ (nm)	Power W [^] /nm	Lumens (φ/nm)	λ (nm)	Power W [^] /nm	Lumens (φ/nm)	λ (nm)	Power W [^] /nm	Lumens (φ/nm)
360	0	NR	490	168	NR	620	940	NR	750	35	NR	880	1	NR
365	0	NR	495	233	NR	625	897	NR	755	30	NR	885	1	NR
370	0	NR	500	300	NR	630	847	NR	760	26	NR	890	1	NR
375	0	NR	505	372	NR	635	790	NR	765	22	NR	895	1	NR
380	0	NR	510	430	NR	640	730	NR	770	19	NR	900	1	NR
385	0	NR	515	483	NR	645	668	NR	775	16	NR	905	1	NR
390	0	NR	520	524	NR	650	605	NR	780	14	NR	910	0	NR
395	2	NR	525	555	NR	655	545	NR	785	12	NR	915	0	NR
400	4	NR	530	581	NR	660	485	NR	790	10	NR	920	0	NR
405	7	NR	535	604	NR	665	430	NR	795	9	NR	925	0	NR
410	17	NR	540	623	NR	670	378	NR	800	8	NR	930	0	NR
415	34	NR	545	645	NR	675	331	NR	805	7	NR	935	0	NR
420	68	NR	550	667	NR	680	290	NR	810	6	NR	940	0	NR
425	128	NR	555	693	NR	685	251	NR	815	5	NR	945	0	NR
430	214	NR	560	719	NR	690	218	NR	820	4	NR	950	0	NR
435	339	NR	565	754	NR	695	188	NR	825	4	NR	955	0	NR
440	507	NR	570	791	NR	700	162	NR	830	3	NR	960	0	NR
445	573	NR	575	830	NR	705	139	NR	835	3	NR	965	0	NR
450	356	NR	580	873	NR	710	119	NR	840	3	NR	970	0	NR
455	217	NR	585	913	NR	715	102	NR	845	2	NR	975	0	NR
460	168	NR	590	948	NR	720	88	NR	850	2	NR	980	0	NR
465	113	NR	595	974	NR	725	76	NR	855	2	NR	985	0	NR
470	85	NR	600	994	NR	730	65	NR	860	1	NR	990	0	NR
475	85	NR	605	998	NR	735	55	NR	865	1	NR	995	0	NR
480	94	NR	610	994	NR	740	47	NR	870	1	NR	1000	0	NR
485	120	NR	615	973	NR	745	41	NR	875	1	NR			

Summary

$R_f = 81.5$
 $R_g = 99.2$
 $CIE R_a = 81.0$
 $R_9 = 7.1$



Color Vector Graphics



Individual Sample Fidelity Index ($R_{f,i}$)

CES01 = 86	CES26 = 74	CES51 = 89	CES76 = 70
CES02 = 63	CES27 = 88	CES52 = 92	CES77 = 86
CES03 = 31	CES28 = 89	CES53 = 81	CES78 = 72
CES04 = 70	CES29 = 67	CES54 = 87	CES79 = 90
CES05 = 50	CES30 = 68	CES55 = 85	CES80 = 88
CES06 = 51	CES31 = 71	CES56 = 78	CES81 = 78
CES07 = 42	CES32 = 70	CES57 = 76	CES82 = 95
CES08 = 41	CES33 = 71	CES58 = 78	CES83 = 90
CES09 = 29	CES34 = 82	CES59 = 92	CES84 = 94
CES10 = 76	CES35 = 90	CES60 = 95	CES85 = 86
CES11 = 59	CES36 = 93	CES61 = 93	CES86 = 72
CES12 = 65	CES37 = 87	CES62 = 83	CES87 = 85
CES13 = 43	CES38 = 75	CES63 = 77	CES88 = 83
CES14 = 74	CES39 = 94	CES64 = 83	CES89 = 75
CES15 = 71	CES40 = 89	CES65 = 77	CES90 = 81
CES16 = 47	CES41 = 85	CES66 = 80	CES91 = 96
CES17 = 50	CES42 = 86	CES67 = 79	CES92 = 73
CES18 = 56	CES43 = 81	CES68 = 84	CES93 = 84
CES19 = 72	CES44 = 99	CES69 = 91	CES94 = 64
CES20 = 66	CES45 = 87	CES70 = 78	CES95 = 80
CES21 = 87	CES46 = 82	CES71 = 76	CES96 = 84
CES22 = 79	CES47 = 77	CES72 = 92	CES97 = 87
CES23 = 92	CES48 = 71	CES73 = 71	CES98 = 81
CES24 = 91	CES49 = 81	CES74 = 93	CES99 = 74
CES25 = 72	CES50 = 89	CES75 = 74	



Color Rendition by Hue-Angle Bin



Measure Comparisons



(END OF REPORT)